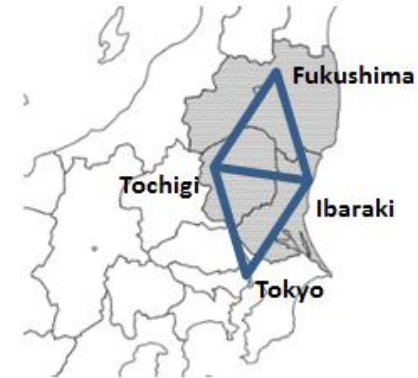


# DIAMOND ROUTE JAPAN

## Activities & Cultural experiences

◆ Convenient access from **Tokyo**  
**In 2 hours** by bullet train “Shinkansen” and rapid train to each place



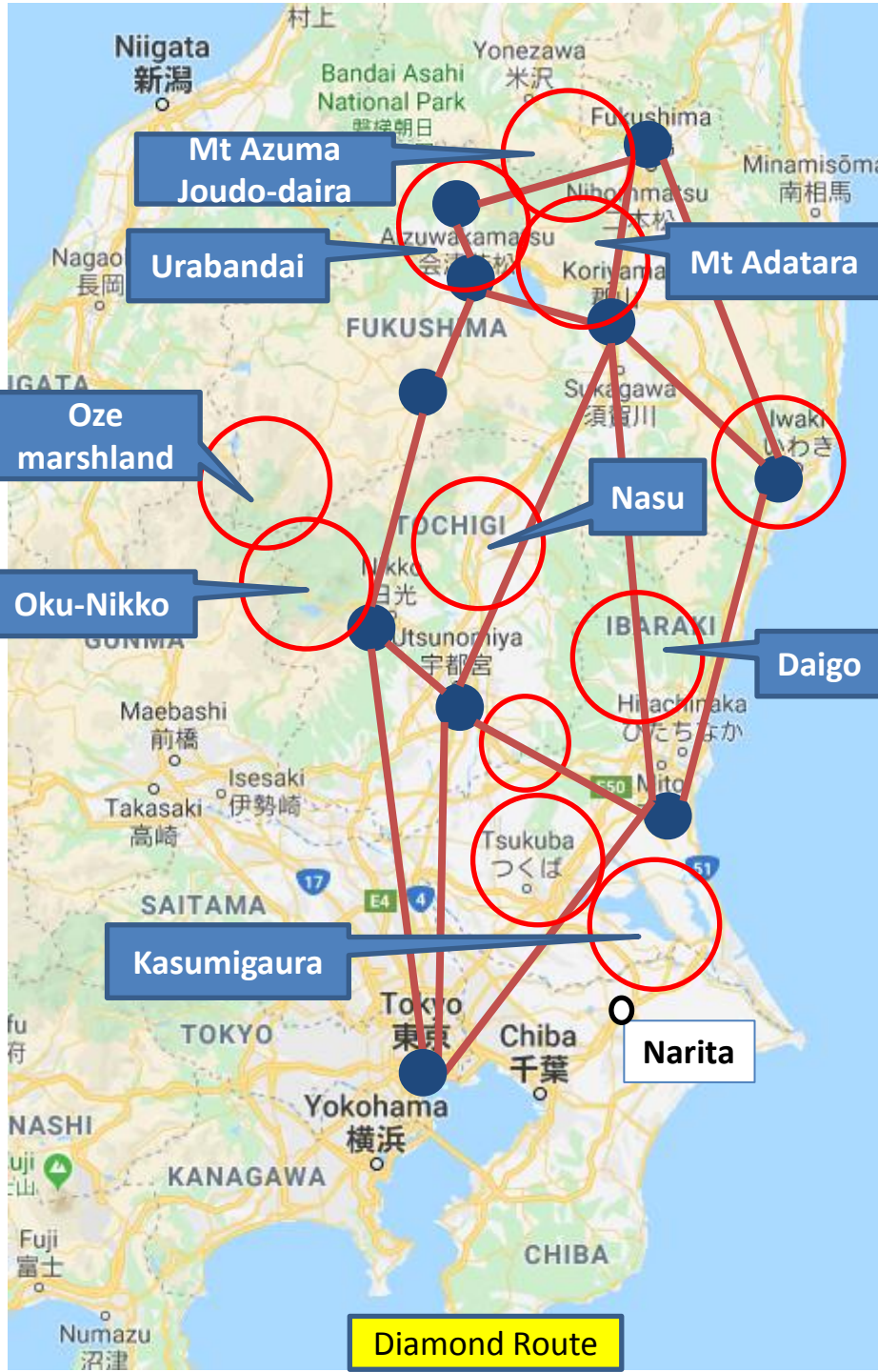
◆ Easy to create an itinerary with 3-4 nights stay in Diamond route areas includes Tokyo stay

◆ Recommendable destination with unique travel experiences

You can combine a lot of nature activities with cultural and traditional experience in local areas.

● : Cultural experiences  
 (Sight seeing and accommodation areas)

○ : Activity areas for Trekking





# Activities and Areas

	Fukushima	Tochigi	Ibaraki
<b>Trekking</b>	Mt Bandai(Fukushima) Mt Azuma(Fukushima) Mt Adataro(Nihonmatsu) Oze marshland(Aizu) Mt Futatsuya-san(Iwaki) Mt Yunodake(Iwaki)	Mt Nantai(Oku-Nikko) Mt Hangetsu(Oku-Nikko) Kinunuma marshland(Oku-Nikko) Senjo-ga-hara marshland(Oku-Nikko) Mt Nasu/Chausu peak(Nasu) Nasu highland(Nasu) Shiobara gorge(Nasu)	Mt Tsukuba(Tsukuba) Mt Oku-kuji(Daigo) Fukuroda waterfall (Daigo/North of Mito)
<b>Multi Activities</b>	Paraglider : Inawashiro(Aizu) Kayakking : Inawashiro, Urabandai Wakeboard : Lake Inawashiro	Paraglider : Nasu, Utsunomiya Rafting : Kinugawa River	Paraglider : Ishioka city, Mt Tsukuba Bungy jump : Ryujin gorge

# Recommended Itinerary

	Itinerary	Highlight/Trekking	Stay
Day 1	Stay at Tokyo or Narita		Tokyo or Narita
Day 2	Take train from Tokyo to Tsukuba/Ibaraki After arrival at Tsukuba, enjoy trekking.	Mt Tsukuba (3km/3hrs) Tsukuba shrine	Tsuchiura or Tsukuba or Mito
Day 3	Transfer to Mt Amamaki by private car 1hrs30mins After trekking, transfer to Nikko	Mt Amamaki (5hrs/5-6km)	Nikko
Day 4	Morning Trekking After trekking, visit at Toshogu-shrine	Mt Hangetsu (4hrs/5.5km) Toshogu-shrine	Nikko
Day 5	Transfer to Nasu 1hr30mins Morning trekking After trekking, transfer to Tsuchiyu Onsen	Chausu peak of Mt Nasu (2~4.5hrs/3~6km)	Tsuchiyu Onsen
Day 6	Morning trekking After trekking, transfer to Urabandai 1hr30mins	Mt Azuma /Adatara(4~6hrs/6~9km)	Urabandai
Day 7	Morning trekking	Mt Bandai (6km/4.5hrs)	Urabandai
Day 8	Transfer to Aizu city Full day sight seeing Transfer to Shirakawa train station 1hr45mins Take Shinkansen to Tokyo	Aizuwakamatsu castle, Bukeyashiki(Samurai residence) Ouchijuku	Tokyo

# Location Map [Trekking]

-  Accommodation
-  Activity area

**Mt NANTAI**  
**Mt HANGETSU**

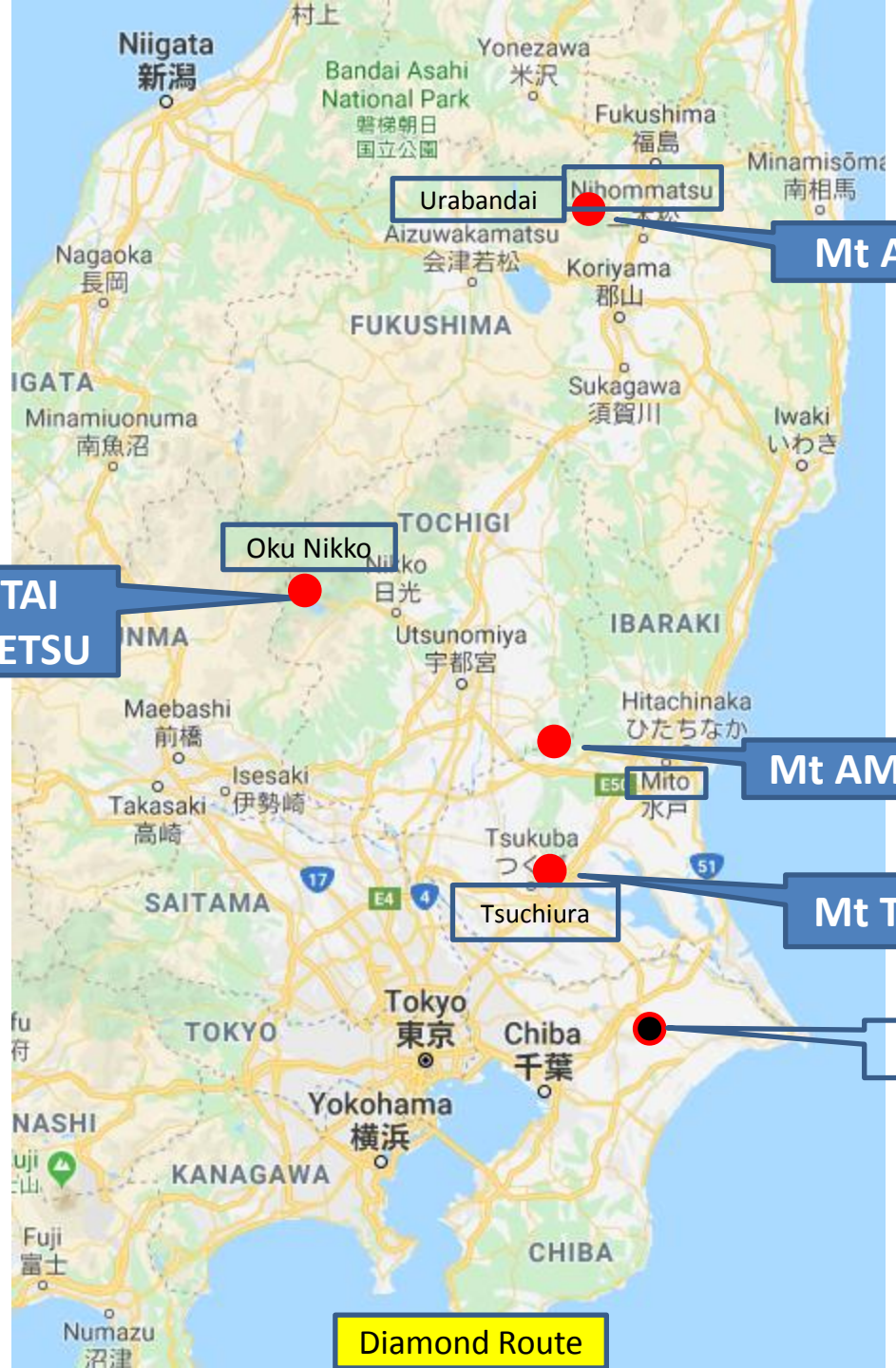
**Mt ADATARA**

**Mt AMAMAKI**

**Mt TSUKUBA**

**NARITA AIRPORT**

**Diamond Route**



# Contact

<b>For Trade (Travel Agents) only</b>	MIKI TRAVEL JAPAN *DMC only for B2B	E-Mail	marketing.mtj@group-miki.com

\*This is the window for those who are considering a tour creation.

**DIAMOND  
ROUTE  
JAPAN**  
**FUKUSHIMA. TOCHIGI. IBARAKI.**



**MIKI TRAVEL**